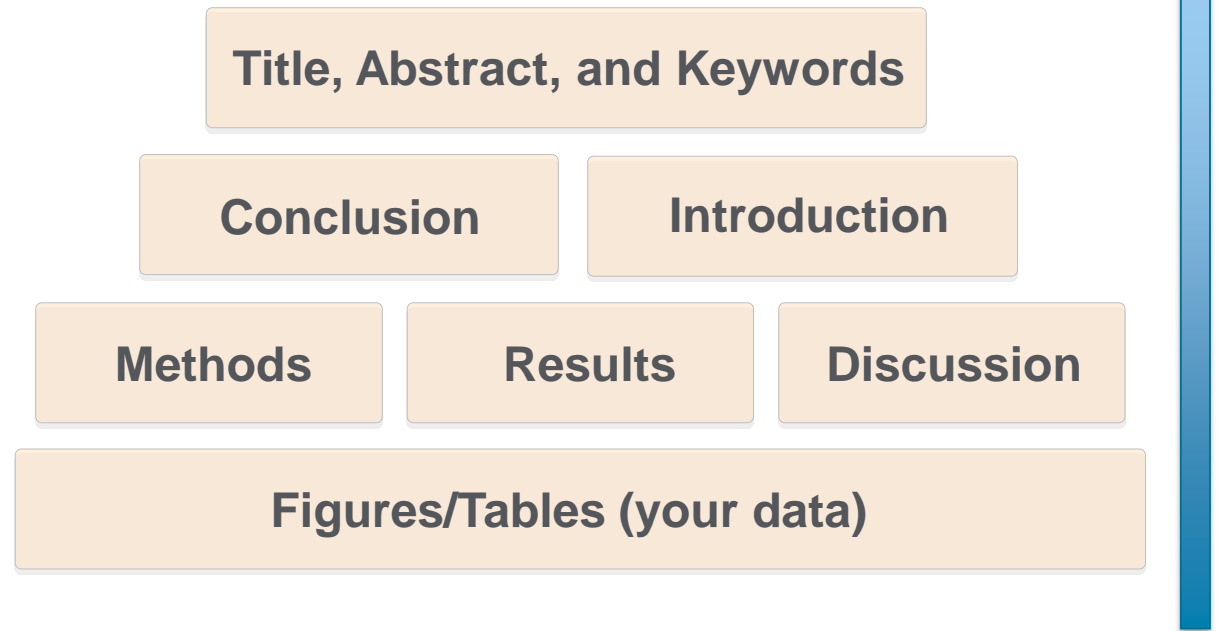





How to write an abstract and improve your article



The process of writing – building the article





The value of your abstract

Although the abstract is one of the last elements of a article to be written, it is one of the **first elements that will be read.**

- Reviewers only see the title and abstract of an article before they decide to review it or not.
- A title and abstract are the only parts of an article that are freely available to everyone
- The reader will decide whether the rest of your article is interesting to them while they are reading your abstract.
- The value of your abstract is the difference between your article being read or not.
- The more researchers who want to read your article the more chance you have it will be cited in further research papers.

Check your understanding

What is the correct workflow when writing an article?



Tick the correct answer from the choices below:

1. Title/Abstract/Keywords > Figures/Tables > Methods/Results/Discussion > Conclusion/Introduction
2. Figures/Tables > Methods/Results/Discussion > Conclusion/Introduction > Title/Abstract/Keywords
3. Figures/Tables > Conclusion/Introduction > Methods/Results/Discussion > Title/Abstract/Keywords
4. Title/Abstract/Keywords > Methods/Results/Discussion > Figures/Tables > Conclusion/Introduction



Abstract: Step by step

Check the Guide for Authors:

Q SEARCH  CART  MENU

Abstract

A concise and factual abstract is required. The abstract should state briefly the purpose of the research, the principal results and major conclusions. An abstract is often presented separately from the article, so it must be able to stand alone. For this reason, References should be avoided, but if essential, then cite the author(s) and year(s). Also, non-standard or uncommon abbreviations should be avoided, but if essential they must be defined at their first mention in the abstract itself.

Highlights

Highlights are a short collection of bullet points that convey the core findings of the article. Highlights are optional and should be submitted in a separate editable file in the online submission system. Please use 'Highlights' in the file name and include 3 to 5 bullet points (maximum 85 characters, including spaces, per bullet point). You can view [example Highlights](#) on our information site.

Keywords

Immediately after the abstract, provide a maximum of 6 keywords, using American spelling and avoiding general and plural terms and multiple concepts (avoid, for example, 'and', 'of'). Be sparing with abbreviations: only abbreviations firmly established in the field may be eligible. These keywords will be used for indexing purposes.

*Example Abstract
requirement information in
a typical Guide for Authors*

Abstract: Step by step continued...



Check the Guide for Authors



Abstract length



Abstract: Step by step continued...




Check the Guide for Authors



Abstract length



Purpose / Motivation



Abstract: Step by step continued...

○ *Check the Guide for Authors*

○ *Abstract length*

○ *Purpose / Motivation*

○ *Approach / Methodology*



Abstract: Step by step continued...


○ *Check the Guide for Authors*

○ *Abstract length*

○ *Purpose / Motivation*

○ *Approach / Methodology*

○ Findings / Conclusion



And finally...

○ *Check the Guide for Authors*

○ *Abstract length*

○ *Purpose / Motivation*

○ *Approach / Methodology*

○ *Findings / Conclusion*

■ **VALUE**



Check your understanding

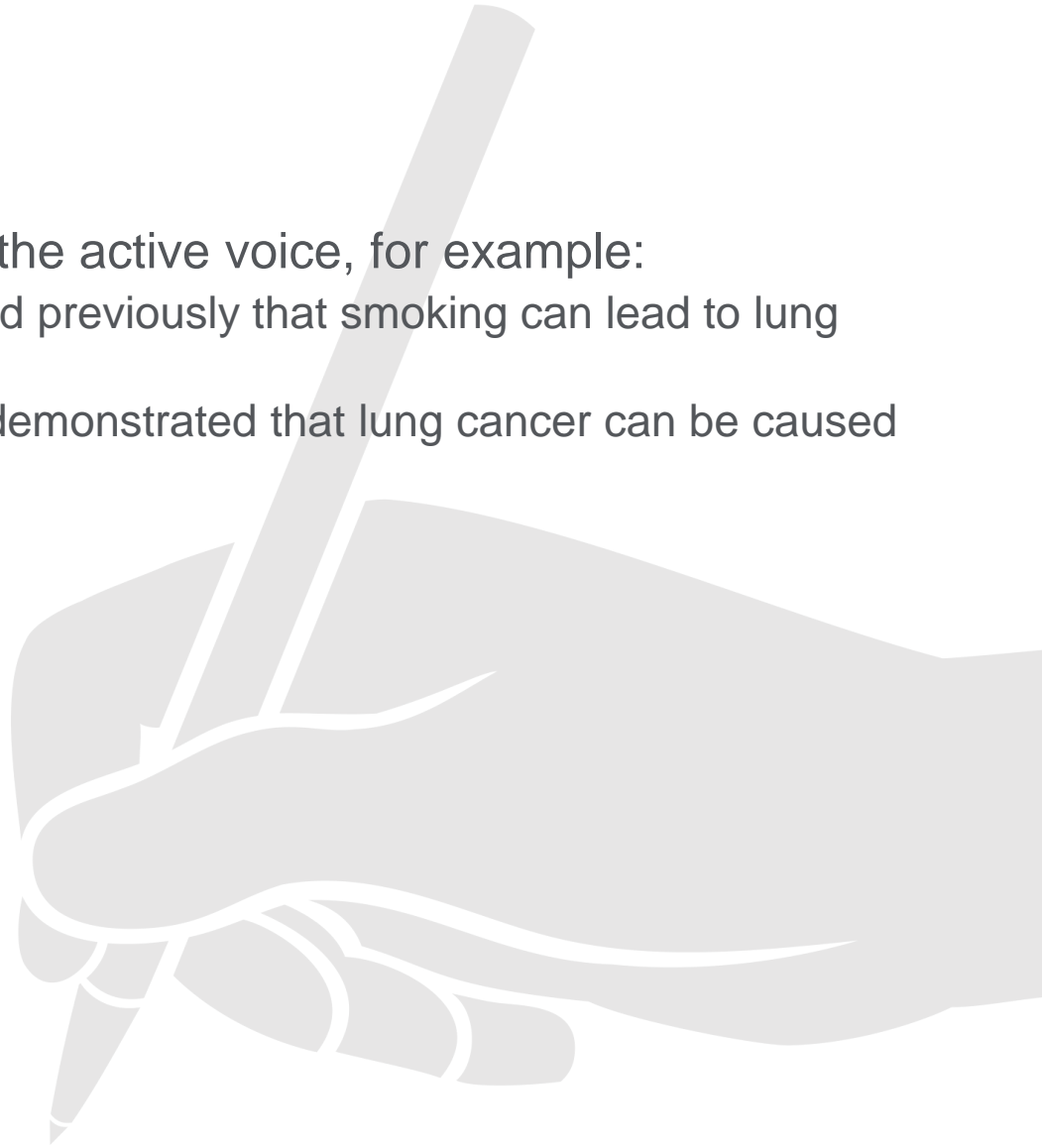
The journal you have chosen to submit your article to does not provide you any instructions on how long your abstract should be. What is the general guideline you should use in this case?



1. 100-150
2. 150-200
3. 200-250
4. As many words as you like

Style

- Abstracts are usually written in the active voice, for example:
 - Active: Researchers showed previously that smoking can lead to lung cancer.
 - Passive: It was previously demonstrated that lung cancer can be caused by smoking.
- 10-12 Keywords or phrases
- Word count
- Avoid being general and vague



Check your understanding

Which of the following option(s) are written in the active voice? Select as many as you think are correct.

1. The crew paved the entire stretch of highway.
2. The staff is required to watch a safety video every year.
3. The application for a new job was faxed by her.
4. The whole suburb was destroyed by the forest fire.
5. The saltwater eventually corroded the metal beams.
6. The comet was viewed by the science class.



Highlights

ScienceDirect Journals Books Register Sign in ?

Download PDF Export Search ScienceDirect Advanced search



Article outline ☐ Show full outline

Highlights
Abstract
Keywords
1. Introduction
2. Materials and methods
3. Results
4. Discussion
Acknowledgements
References

Figures and tables

Behavioural Brain Research
Volume 332, 14 August 2017, Pages 237–242

Research report
Neural substrates underlying balanced time perspective: A combined voxel-based morphometry and resting-state functional connectivity study

Yiqun Guo^{a,*}, Zhiyi Chen^{a,*}, Tingyong Feng^{a,b}  

[Show more](#)

<https://doi.org/10.1016/j.bbr.2017.08.005> [Get rights and content](#)

Highlights

- We explored the neural basis of BTP using both **VBM** and RSFC methods.
- We computed individual's deviation from the BTP (DBTP).
- DBTP were positively associated with GMV in the ventral **precuneus**.
- DBTP negatively correlated with RSFCs between the precuneus seed and hubs of **DMN**.
- Our results highlight the crucial role of DMN in cultivating an individual's BTP.

Recommended articles

A functional connectivity comparison between atten...
2017, Psychiatry Research: Neuroimaging [more](#)

Dissociated neural substrates underlying impulsive...
2016, NeuroImage [more](#)

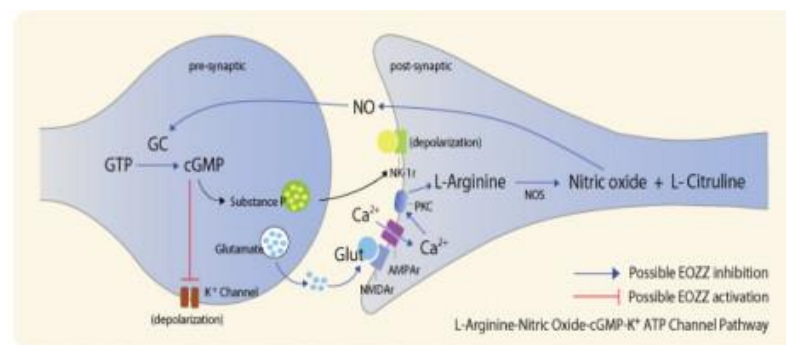
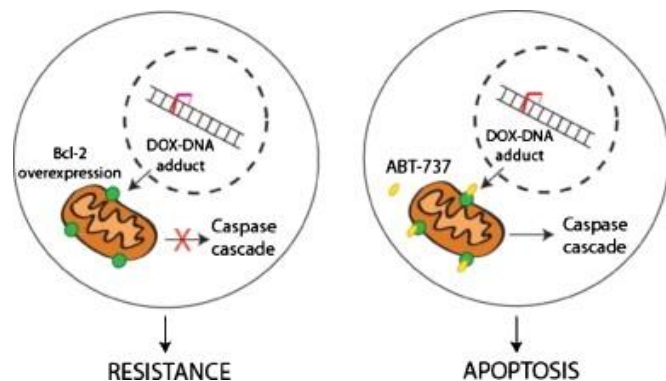
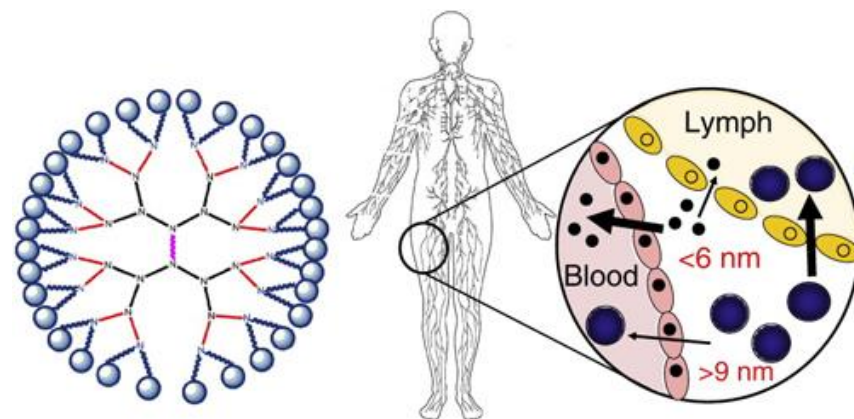
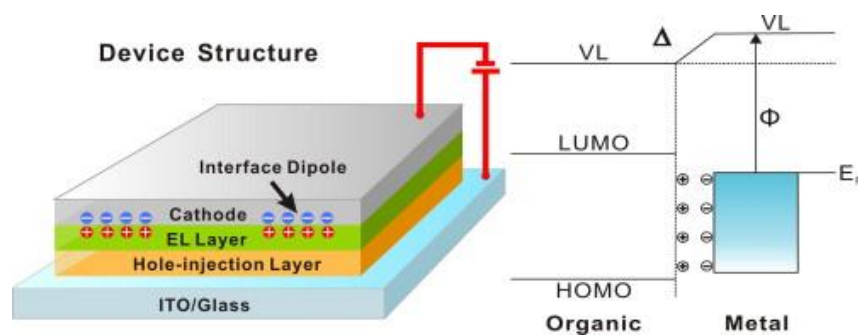
Altered spontaneous activity in the default-mode ne...
2014, Journal of the Neurological Sciences [more](#)

[View more articles >](#)

Citing articles (0)

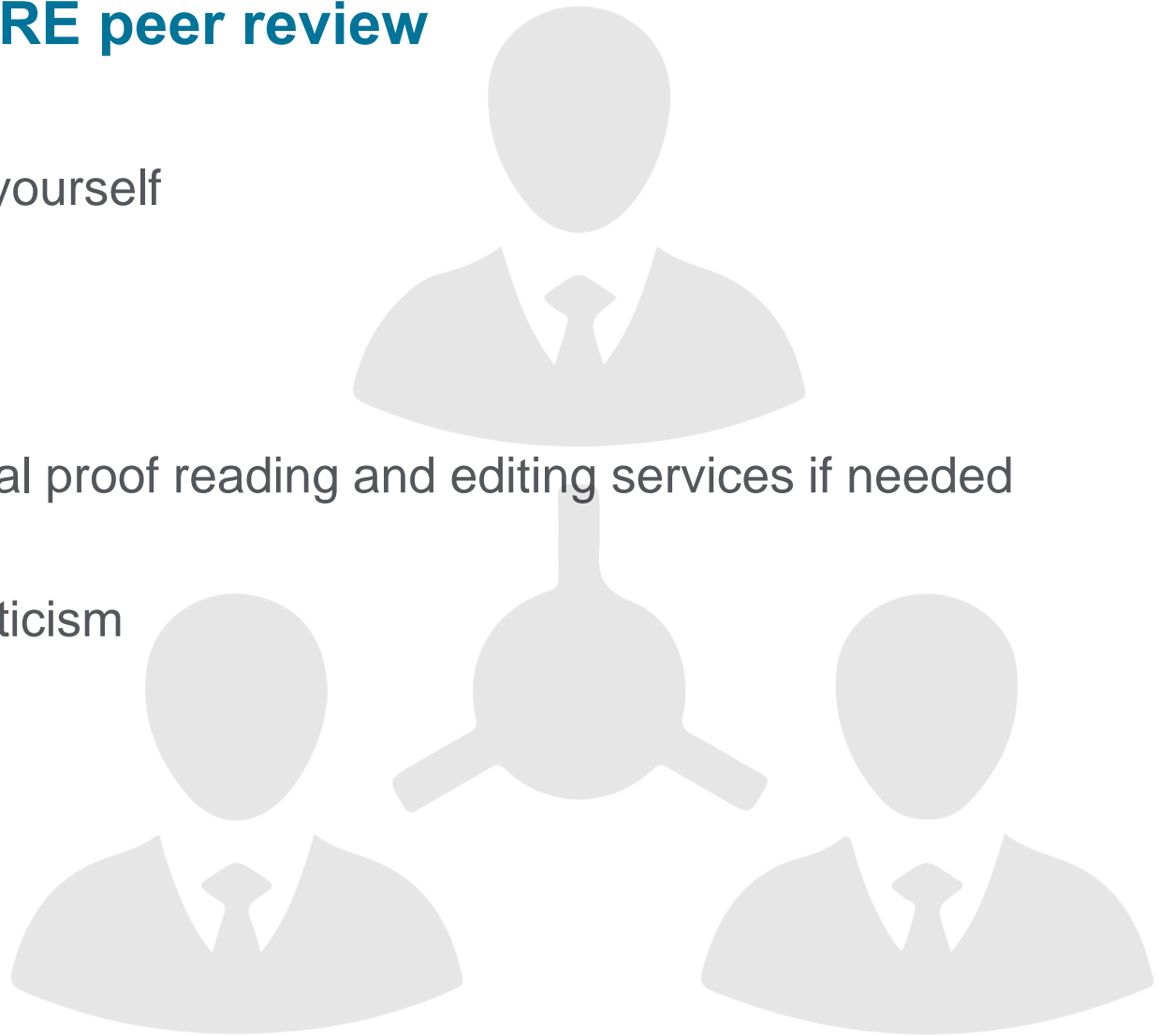
Related book content

Graphical Abstracts



Peer review **BEFORE** peer review

- Proof read and edit yourself
- Ask others for help
- Consider professional proof reading and editing services if needed
- Don't be afraid of criticism



Recap - How to write a killer abstract

Write your abstract
last

Understand the value
of a great abstract

Read and adhere to
the Guide for Authors

Seek feedback on
your written work

Thank you

Information about publishing in journals
www.elsevier.com/authors

Elsevier Publishing Campus